
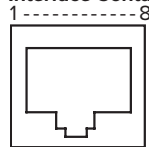


WPC & WPCH Supplemental Wiring Guide

RJ45 Connection
for security/automation or SmartConnect integration and/or use with wall switch and CAT5E cable



Classic and Pro Interface Contacts

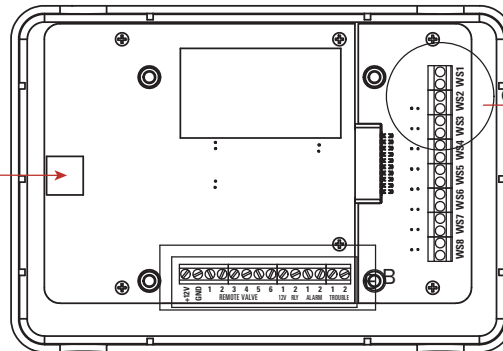


RJ45 Socket

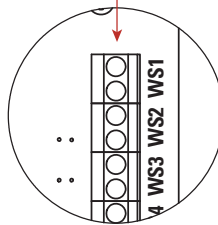
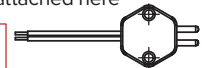
- 7 Brown/White (5VDC)
- 5 Blue/White (to close)
- 6 Green (to open)

CAT5-E

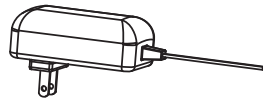
- 3 Green/White
- 4 Blue
- 2 Orange



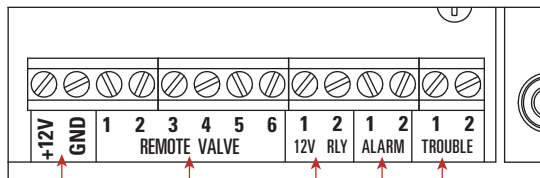
Hardwired Sensor
(10' cable) attached here



WIRING GUIDE



Power Supply (20' Cable)
Note polarity red wire is attached to +12V terminal



Dry contact closure signal to security panel during alerts
An alert is a problem with a sensor. A probe is shorted, open or low battery is detected. Water is not shut off.

Dry contact closure signal to security panel during alarms
An alarm is a water shut-off due to a sensor detecting water and activating the system. There is no alarm signal if the valve is closed by an input from the security panel or the WaterCop panel.

WPACT12V Actuator

- 1 Black
- 2 Red
- 3 Green
- 4 Brown or Yellow
- 5 White
- 6 Blue

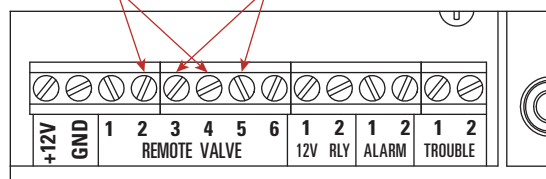
12 VDC Signal when the unit displays water is off for use with remote relay



WPACT12V
available with 25, 50, 75' or 150' cable

Jumper wire
between 2 & 4

Jumper wire
between 3 & 5

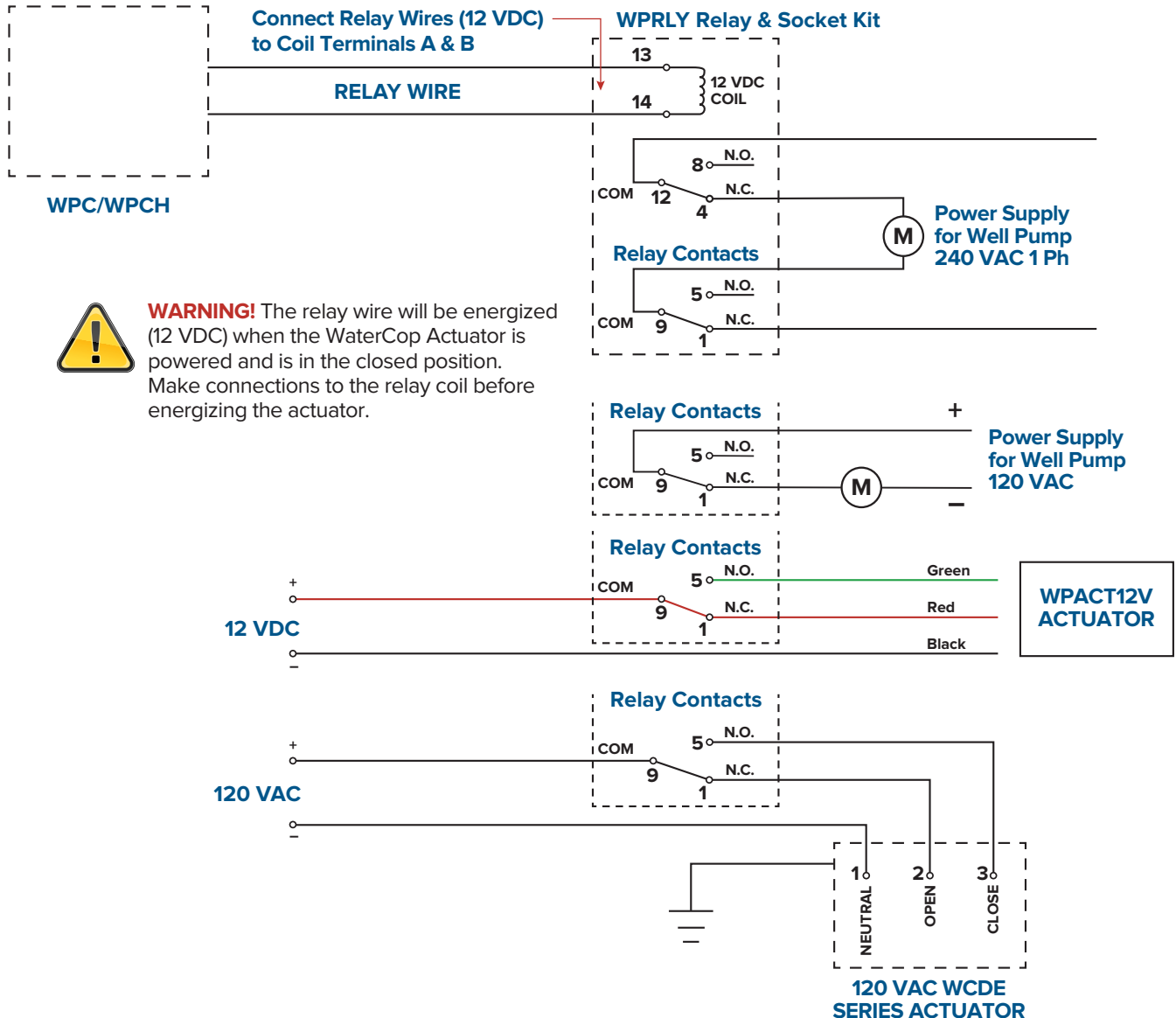


Note: When using WPC or WPCH to only control a remote replay (no WPACT12V attached) jumper wires must be attached as shown

WPC/WPCH Supplemental Wiring Instructions

Relay wiring to control ancillary devices such as well pumps, recirculating pumps, secondary WPACT12V WaterCop valves or DynaQuip DE series actuators.

Note: Use “NEMA” terminals on WPRLY socket



WARNING! The relay wire will be energized (12 VDC) when the WaterCop Actuator is powered and is in the closed position. Make connections to the relay coil before energizing the actuator.

Note: For low voltage WCDE###H Series, use a 12 VDC power supply instead and wire like the 120 VAC except no ground is required.



PRO by DynaQuip®



To order or for additional information, visit watercop.com or call 800-545-3636.