

CEDIA
BEST NEW
PRODUCT
WINNER



Pro Leak Detection & Automatic Water Shut-Off

Introducing WaterCop® Pro. The preferred residential and commercial system.

The WaterCop® Pro Indoor System features addressable sensors, a user interface with an LED screen, and flexible installation options. WaterCop® Pro Indoor Systems are preferred for single family, multi-family, condominium or commercial use where combinations of hardwired, wireless, rope and pressure sensors communicate with a Control Panel and hardwired actuator. WaterCop® Pro provides the most complete plumbing leak protection while offering the most flexible installation options and third party monitoring/security integration or an optional SmartConnect WiFi device with free WaterCop mobile app.




Multisense Hub provides multiple installation options using combinations of standard leak detection probes, pressure sensors or rope sensors. A splitter and extension cable offer even more possibilities.



Control Panel with visual system status, simple user controls, standard security and home automation systems integration and on-board relays.



Shut-Off Valve hardwired to Control Panel.



Easy-to-add rope sensors are perfect for monitoring larger areas or along walls. Achieve leak sensing along the entire 6-foot length.



Range Enhancing Repeater increases the effective range of wireless flood sensors by retransmitting the wireless signal from all sensors to the WaterCop Control Panel.



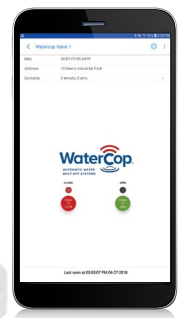
Pressure sensors detect high pressure that can damage piping and plumbing fixtures.



Standard leak detection probes can be used to make a single or dual probe sensor.



Receive mobile alerts and control your WaterCop system using the **WaterCop app** on a phone or tablet.



The proven leader in household leak protection:

is there when you're not.

WaterCop® Pro quickly detects and automatically stops common plumbing floods.

WaterCop® Pro Indoor System



Ordering Information

Step One: Select appropriate shut-off valve by size

| SIZE (FNPT) | PART NO. (LEAD FREE NSF/ANSI 372) |
|-------------|-----------------------------------|
| 1/2" | WCVLF 1/2 |
| 3/4" | WCVLF 3/4 |
| 1" | WCVLF 1 |
| 1 1/4" | WCVLF 1 1/4 |

Step Two: Select your system

WaterCop® Pro Indoor System

| PART NO. | DESCRIPTION |
|----------|---|
| WPK25 | CONTROL PANEL WITH 25' CABLE & PRO ACTUATOR |
| WPK50 | CONTROL PANEL WITH 50' CABLE & PRO ACTUATOR |
| WPK75 | CONTROL PANEL WITH 75' CABLE & PRO ACTUATOR |
| WPKH25 | CONTROL PANEL (+HW INPUTS) 25' CABLE & PRO ACTUATOR |
| WPKH50 | CONTROL PANEL (+HW INPUTS) 50' CABLE & PRO ACTUATOR |
| WPKH75 | CONTROL PANEL (+HW INPUTS) 75' CABLE & PRO ACTUATOR |

Features

- NSF/ANSI 372* approved lead-free brass, full flow, 600 psi rated industrial valve
- Sizes 1/2" – 1 1/4" standard (1 1/2" to 4" large valve integration available)
- Wireless sensors
- Single or dual wireless leak, rope and pressure sensors available
- Fully supervised and addressable sensors alert upon water detection, power lost, low battery, and sensor short/open
- 10' white sensor cord with corrosion-resistant gold-plated prongs
- Multisense hub supports up to 99 wireless leak sensors or 8 hardwired sensors per control panel
- Wireless sensor signal can be enhanced for longer distances (Part No. WPR)
- Local open/close water control
- Connection cable is not direct burial rated

* Lead Free NSF/ANSI 372 refers to the wetted surface of pipe, fitting and fixtures in potable water systems that have a weighted average lead content ≤ 0.25%. Source: California Health & Safety Code (116875); Vermont Act 193.

Step Three: Select accessories


Multisense Hub Accessories

| PART NO. | DESCRIPTION |
|----------|--|
| WPM | WATERCOP MULTISENSE HUB |
| WPM.XT | WATERCOP PRO MULTISENSE SENSOR HUB (W/O AMBIENT TEMP SENSOR) |
| WPSC | WATERCOP PRO LEAK SENSOR 10' CABLE AND PROBE |
| WPRS095 | WATERCOP PRO PRESSURE SENSOR 95 PSI MAX 1/4" NPT |
| WROPE6 | WATERCOP PRO 6' ROPE SENSOR WITH PLUG, INCLUDES 20 CLIPS |
| WSPLIT | WATERCOP PRO AUXILIARY SPLITTER FOR MULTISENSE HUB |
| WEXT6 | WATERCOP PRO AUXILIARY 6' EXTENSION |
| WCSG | WATERCOP SENSOR GUARD |
| ACA100 | WATERCOP PRO AC ADAPTER FOR LOW VOLTAGE MULTISENSE HUB |
| RS100 | WATER CONTROL WALL SWITCH (CABLE NOT INCLUDED) |
| WCSCLV | WATERCOP SMART CONNECT – WIFI + MOBILE APP INTERFACE |
| WPR | WATERCOP PRO RANGE ENHANCING SENSOR REPEATER |

SmartConnect

Receive mobile alerts and control your WaterCop system using the WaterCop app on a phone or tablet. SmartConnect is compatible with Classic, Pro and LeakStop+ systems.

- 24/7 remote mobile control and access to your WaterCop system
- WiFi compatible
- Mobile alerts about power outages



To order or for additional information, visit

or call 800-545-3636.