



# The **Proven Leader** in Leak Detection and Automatic Water Shut-off




WaterCop doesn't just send an alert when a leak is detected, **it shuts off the water supply to the leak.**



Washing machine hoses split



Ice-makers and water treatment connections to fixtures fail



Dishwashers and toilets leak

WaterCop® helps protect  
your home **24 hours**  
**a day, home or away.**

Preventable water damage is the



**#1** cause of  
insurance claims

Approximately



**25%** of  
homeowners

have experienced water damage

According to national insurance data



**94%** of plumbing  
leaks

occur in high-risk plumbing locations  
where WaterCop sensors can be placed



Be sure to check with your insurance  
provider for available discounts when  
you install a WaterCop system.

## How does a WaterCop system work?

The WaterCop system utilizes an automatic shut-off valve installed on the water supply line of a home or commercial building. When sensors, installed in high-risk plumbing locations, detect a leak, a signal is instantly sent to the automatic shut-off valve to close the main water line. Water flow is quickly stopped to downstream areas of your home or building, reducing the chance of major flooding.

## WaterCop systems easily integrate with security and home automation systems.

---

The first generation basic leak detection and automatic shut-off system.

- Available in indoor, dual, or outdoor system configurations
  - Unlimited non-addressable wireless sensors
  - RJ45 integration
  - Audible alarm for sensors
  - Up to 2" valves available
  - Available with 1 or 2 hard-wired sensors and pressure sensor
- 

The next generation WaterCop System. Pro adds valuable features like addressable sensors, an improved user interface, and flexible installation options.

- |  |  |
|--|--|
| • Available in indoor, dual or outdoor system configurations     | • RJ45 integration                                     |
| • Up to 45 addressable wireless sensors and 8 hard-wired sensors | • On-board relay terminal                              |
| • 2 dry contact outputs to security systems                      | • Control panel displays sensor numbers and conditions |
| • Ambient low temperature sensors                                | • Up to 4" valves available (up to 12" by request)     |
|  | • Audible alarm  |
|  | • Pressure and rope sensors                            |

Receive mobile alerts and control your WaterCop system using the WaterCop app on a phone or tablet. SmartConnect is compatible with Classic, Pro and Leak Stop+ systems.

- 24/7 remote mobile control and access to your WaterCop system
- WiFi compatible



---

Leak Stop+ detects plumbing leaks at a single location and automatically shuts off the water supply. They are ideal solutions for water heaters, recirculation pumps and softeners.

- Includes two hard-wired sensor probes
- RJ45 integration
- Audible alarm
- Live or dry contact signals for third-party integration

---

Water leak detection and automatic shut-off designed for PVC plumbing systems commonly found in new construction, irrigation and agriculture.

- Available for Classic or Pro
- Available in indoor and outdoor configurations
- Can be mounted in any position or orientation
- Up to 2" valves available

For additional information or to locate an Installing Dealer in your area, please contact us.

**info@watercop.com**

**(877) 629-3739**